



# Aberforth Smaller Companies Trust plc

## Monthly Factsheet

31 August 2022

### Fund structure

The Fund is an investment trust – a type of investment company/collective investment fund – with a Premium share listing on the Main Market of the London Stock Exchange.

### Manager: Aberforth Partners

The Fund is managed by Aberforth's investment team of six fund managers:

Sam Ford	Jeremy Hall
Euan Macdonald	Rob Scott Moncrieff
Peter Shaw	Christopher Watt

Further information on the investment team is available at [www.aberforth.co.uk](http://www.aberforth.co.uk).

### Benchmark: NSCI (XIC)

The Fund's benchmark and primary investment universe is the Numis Smaller Companies Index (excluding Investment Companies). This index is rebalanced every January and its profile at the date of this Factsheet was:

Number of companies	320
Total market value	£119bn
Largest constituent	£2.3bn
Largest constituent if index rebalanced at Factsheet date	£1.6bn

### Key Fund information

Total investments	£1,277m
Number of investments	75
Active share	73.8%
Gearing - bank debt in use	£70m
Net gearing/(liquidity)	5.4%
Total net assets	£1,211m
Ordinary shares in issue	86,234,716
NAV	1,404.62p
Share price	1,178.00p
Discount/(premium)	16.1%
Market value	£1,016m
Launch date	10 Dec 90
Next year-end	31 Dec 22

### Fees & charges

Management fee* (12m to 31 Dec 21)	0.70%
Performance fee	None
Ongoing charges (at 31 Dec 21 & includes Management fee)	0.75%

\* Further details of the Management fee are available at [www.aberforth.co.uk](http://www.aberforth.co.uk).

### Yield & dividends

Yield	3.1%
Interim dividend (paid 26 Aug 22)	12.05p
Final dividend (paid 8 Mar 22)	24.25p

### Objective

The Fund's objective is to achieve a total return greater than that of the NSCI (XIC) over the long term by investing in a diversified portfolio of small UK quoted companies.

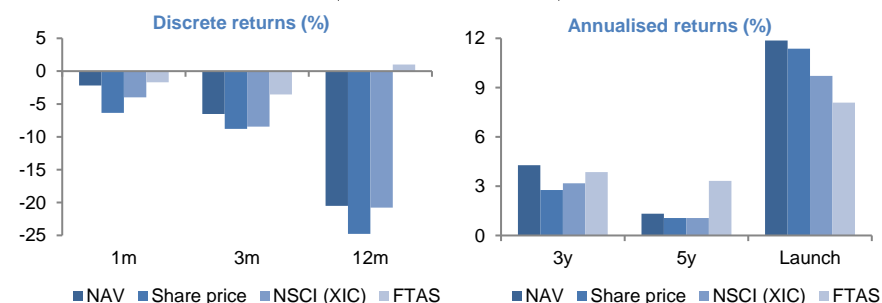
### Investment style: Value

Aberforth are value investors who buy shares in companies that they calculate to be selling below their intrinsic value. This is determined through detailed financial and industrial analysis, combined with a valuation approach that focuses on both stockmarket and corporate worth.

### Investment performance (annualised total returns)

Growth (%)	1m	3m	12m	3y	5y	Launch
NAV	-2.2	-6.5	-20.5	4.3	1.3	11.9
Share price	-6.4	-8.8	-24.8	2.8	1.1	11.4
NSCI (XIC)	-4.0	-8.5	-20.8	3.2	1.1	9.7
FTAS	-1.7	-3.6	1.0	3.9	3.3	8.1

Notes: 1m & 3m returns not annualised; Launch date = 10 Dec 90; FTAS = FTSE All-Share Index.



### Monthly investment commentary: August

August brought a sharp reversal in risk assets, following the strong performance in the previous month. Against a backdrop of concern about recession and inflation, the Fed's gathering at Jackson Hole brought no relief in terms of the outlook for interest rates. Closer to home, the likely impact of inflation on disposable income saw equity prices fall. The FTSE 100's decline was 1.9%, while that of the NSCI (XIC), with its greater exposure to domestically oriented businesses, was 4.0%. With a 2.2% fall, the fund fared better thanks to continued bid activity.

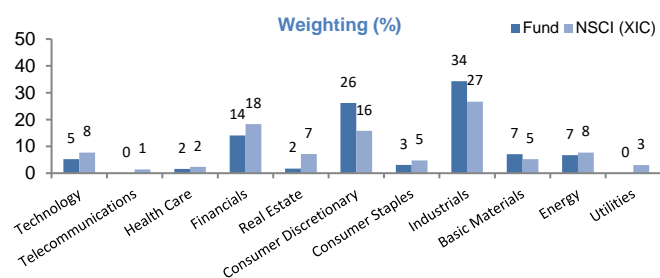
Notwithstanding the macro economic uncertainty, both **RPS Group** and **Micro Focus** received all cash bids at share price premiums approaching 100%. The bids in both cases were recommended and came from North American strategic acquirers. They highlight, once again, the low valuations that the stockmarket continues to ascribe to many small UK quoted companies. These risk seeing good companies being taken over too cheaply. Boards and shareholders need to be prepared to resist takeover approaches at inappropriate valuations. In this context, **FirstGroup** deserves credit for resisting an approach not long after two other bus companies had succumbed to opportunistic bids. This affected the fund's short term performance – FirstGroup was one of the largest losers in August – but from a longer term perspective offers greater upside since the company's fair value is comfortably above the level of the indicative offer.

Moving on from M&A, the main loser was **RM**, a provider of educational products and services. The costs of implementing a new IT system and consolidating warehouses are proving greater than expected, which necessitated a pause to dividends.

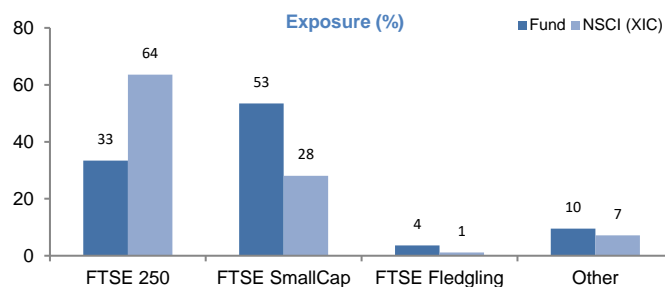
### Top 10 equity investments

Name	Activity	%
<b>RPS Group</b>	Energy & environmental consulting	4.4
<b>FirstGroup</b>	Bus & rail operator	3.9
<b>Micro Focus</b>	Legacy software assets	3.5
<b>EnQuest</b>	Oil & gas exploration and production	3.3
<b>Videndum</b>	Photographic & broadcast accessories	2.9
<b>Redde Northgate</b>	Van rental	2.7
<b>Go-Ahead Group</b>	Bus & rail operator	2.7
<b>Wilmington</b>	Business publishing & training	2.6
<b>Wincanton</b>	Logistics	2.5
<b>Morgan Advanced Materials</b>	Manufacture of carbon & ceramic materials	2.4

## Sector exposure



## Size exposure



## Gearing

The Fund has a bank debt facility of £130m available for use as gearing by the Manager at any time. The net gearing/liquidity figure shown in the Key Fund information section indicates the percentage by which the total value of investments exceeds the total net assets.

## Continuation vote & share buy-backs

The continuation of the Fund is voted on by shareholders at every 3<sup>rd</sup> AGM. The next vote will occur at the AGM in March 2023.

The Fund operates a share buy-back policy. A list of the buy-back transactions during the last 5 years is available at [www.aberforth.co.uk](http://www.aberforth.co.uk).

## Data sources & calculations

All data supplied by Aberforth, except NSCI (XIC) data (from Numis/Paul Marsh and Elroy Dimson – London Business School) and FTSE data (from FTSE International Limited).

Performance returns are total returns after all expenses and assume reinvestment of dividends. Yield is based on the Fund's trailing 12 months' dividends (excluding Specials). Active share is a measure of how the Fund's portfolio differs from the NSCI (XIC). Small companies are represented by the NSCI (XIC). Large companies are represented by the FTAS.

## Risk warnings

Capital may be at risk as the value of investments may go down as well as up and is not guaranteed; therefore investors may not get back the amount originally invested. Past performance is not a guide to future performance, nor a reliable indicator of future results or performance.

Investments in shares of smaller companies are generally considered to carry a higher degree of risk as the market for their shares may be less liquid than that for shares of larger companies, making shares of smaller companies more difficult to buy and sell.

The performance of shares of smaller companies may be more volatile than the shares of larger companies over short time periods; therefore investors should regard such investments as long term.

There can be no guarantee that the investment objective of the Fund will be achieved or provide the returns sought by the Fund.

An investment in the Fund is only suitable for investors who are capable of evaluating the merits and risks of such an investment and who have sufficient resources to be able to bear any losses which may arise from such an investment (which may be equal to the whole amount invested). Such an investment should be regarded as long term in nature and complementary to existing investments in a range of other financial assets and should not form a major part of an investment portfolio.

An investment trust is a public limited company, the shares of which are traded on the main market of the London Stock Exchange. Accordingly, the ability of shareholders to sell their shares will be dependent on the market price of the shares. The shares may trade at a discount or premium to their net asset value.

Investment trusts may borrow money in order to make further investments. This is known as gearing. The effect of gearing can enhance returns to shareholders in rising markets but will have the opposite effect on returns in falling markets.

**Aberforth Partners LLP does not provide retail investors with investment advice.**

**This document has been issued for information purposes only. It does not contain any investment recommendations or an invitation to invest in the Fund. Investors should seek advice from an authorised financial adviser prior to making investment decisions.**

FTSE® is a trade mark of the London Stock Exchange Group companies and is used by FTSE International Limited under licence. All rights in the FTSE indices and/or FTSE ratings vest in FTSE and/or its licensors. Neither FTSE nor its licensors accept any liability for any errors or omissions in the FTSE indices and/or FTSE ratings or underlying data and no party may rely on any FTSE indices, ratings and/or underlying data contained in this communication. No further distribution of FTSE data is permitted without FTSE's express written consent. FTSE does not promote, sponsor or endorse the content of this communication.

## Security codes & other information

Ordinary shares of 1p	Other information
SEDOL: 0006655	Launched: 10 Dec 90
ISIN: GB0000066554	Next year-end: 31 Dec 22
TIDM: ASL	LEI: 213800GZ9WC73A92Q326

## Subscribe & contact

If you wish to subscribe to this Factsheet, or have any queries regarding its content, please contact Aberforth's Investor Support team:

(T) 0131 220 0733

(E) [investors@aberforth.co.uk](mailto:investors@aberforth.co.uk)