



# Aberforth Smaller Companies Trust plc

## Monthly Factsheet

31 August 2020

### Fund structure

The Fund is an investment trust – a type of investment company/collective investment fund – with a Premium share listing on the Main Market of the London Stock Exchange.

### Manager: Aberforth Partners

The Fund is managed by Aberforth's investment team of seven fund managers:

Sam Ford	Jeremy Hall
Euan Macdonald	Keith Muir
Peter Shaw	Christopher Watt
Alistair Whyte	

Further information on the investment team is available at [www.aberforth.co.uk](http://www.aberforth.co.uk).

### Benchmark: NSCI (XIC)

The Fund's benchmark and primary investment universe is the Numis Smaller Companies Index (excluding Investment Companies). This index is rebalanced every January and its profile at the date of this Factsheet was:

Number of companies	328
Total market value	£120bn
Largest constituent	£2.4bn
Largest constituent if index rebalanced at Factsheet date	£1.4bn

### Key Fund information

Total investments	£942m
Number of investments	78
Active share	81.2%
Gearing - bank debt in use	£57m
Net gearing/(liquidity)	6.2%
Total net assets	£887m
Ordinary shares in issue	89,178,066
NAV	994.67p
Share price	867.00p
Discount/(premium)	12.8%
Market value	£773m
Launch date	10 Dec 90
Next year-end	31 Dec 20

### Fees & charges

Management fee* (12m to 31 Dec 19)	0.71%
Performance fee	None
Ongoing charges (at 31 Dec 19 & includes Management fee)	0.77%

\* Further details of the Management fee are available at [www.aberforth.co.uk](http://www.aberforth.co.uk).

### Yield & dividends

Yield	3.7%
Interim dividend (paid 28 Aug 20)	10.40p
Final dividend (paid 6 Mar 20)	22.00p
Special dividend (paid 6 Mar 20)	4.00p

### Objective

The Fund's objective is to achieve a total return greater than that of the NSCI (XIC) over the long term by investing in a diversified portfolio of small UK quoted companies.

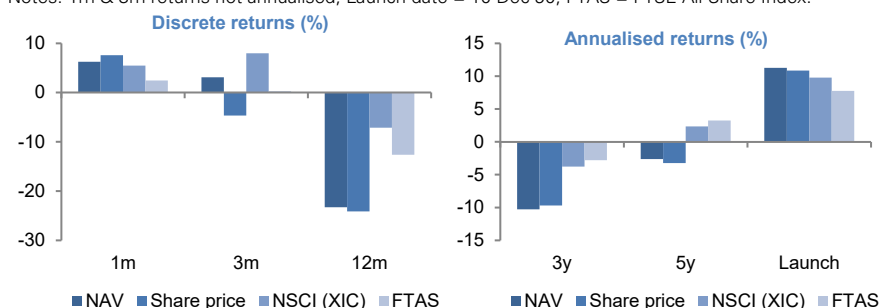
### Investment style: Value

Aberforth are value investors who buy shares in companies that they calculate to be selling below their intrinsic value. This is determined through detailed financial and industrial analysis, combined with a valuation approach that focuses on both stockmarket and corporate worth.

### Investment performance (annualised total returns)

Growth (%)	1m	3m	12m	3y	5y	Launch
NAV	6.2	3.1	-23.3	-10.3	-2.6	11.2
Share price	7.6	-4.7	-24.1	-9.7	-3.2	10.8
NSCI (XIC)	5.5	7.9	-7.1	-3.8	2.3	9.8
FTAS	2.4	0.3	-12.6	-2.8	3.2	7.7

Notes: 1m & 3m returns not annualised; Launch date = 10 Dec 90; FTAS = FTSE All-Share Index.



### Monthly investment commentary: August

Global equities continued their recovery in August, buoyed by improving forward looking economic indicators. The FTSE All-Share rose by 2.4% but lagged the technology heavy US stockmarket. Smaller companies, however, fared better than their larger peers as the appetite for cyclicals improved and the index was unburdened by concentrated positions in oil and gas and pharmaceutical mega caps. The NSCI (XIC) rose by 5.5% and the Fund returned 6.2%. Consistent with recent style trends, value underperformed growth in the month. Positive stock selection in the portfolio was the core driver of the Fund's out-performance.

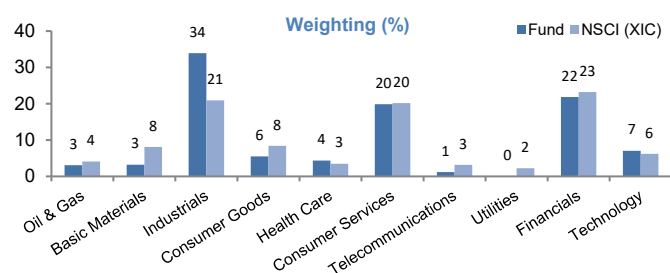
Despite the coronavirus-induced shock to economic growth, the on-going results season evidences that companies are addressing liquidity issues and are looking through the downturn to the inevitable recovery. Provident Financial rose in response to interim results that showcased the funding strength of the group relative to competition. The business should be well positioned to benefit from enhanced demand across consumer finance markets. Elsewhere, M&A activity is showing signs of a return. Following a strong operational update, translation solutions provider SDL was subject to an agreed all share bid by larger rival RWS. Despite the optics of a 50% premium, subsequent declines in the share price of RWS have compressed the uplift and leave the attractions of the deal fluid. Meanwhile, having been particularly affected by lockdown, FirstGroup responded well to news of extended government support as the company awaits a recovery in public transport passenger volumes.

Detracting from performance were Premier Oil, which signalled a larger than expected equity raise to appease creditors, and RM, demand for whose services is about to be tested by the re-opening of schools. More broadly, there is an expectation that equity issuance will continue as the results season progresses.

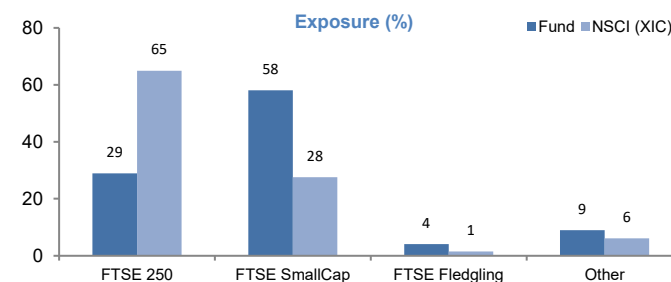
### Top 10 equity investments

Name	Activity	%
SDL	Software - translation & content management	4.0
Provident Financial	Personal credit provider	3.3
CMC Markets	Financial derivatives dealer	2.9
Brewin Dolphin Holdings	Private client fund manager	2.8
Morgan Advanced Materials	Manufacture of carbon & ceramic materials	2.7
Urban&Civic	Property - investment & development	2.5
Vectura Group	Inhaled pharmaceuticals - respiratory specialism	2.5
Vesuvius	Metal flow engineering	2.4
SIG	Specialist building products distributor	2.3
Robert Walters	Recruitment	2.3

## Sector exposure



## Size exposure



## Gearing

The Fund has a bank debt facility of £130m available for use as gearing by the Manager at any time. The net gearing/(liquidity) figure shown in the Key Fund information section indicates the percentage by which the total value of investments exceeds the total net assets.

## Continuation vote & share buy-backs

The continuation of the Fund is voted on by shareholders at every 3<sup>rd</sup> AGM. The next vote will occur at the AGM in March 2023.

The Fund operates a share buy-back policy. A list of the buy-back transactions during the last 5 years is available at [www.aberforth.co.uk](http://www.aberforth.co.uk).

## Data sources & calculations

All data supplied by Aberforth, except NSCI (XIC) data (from Numis/Paul Marsh and Elroy Dimson – London Business School) and FTSE data (from FTSE International Limited).

Performance returns are total returns after all expenses and assume reinvestment of dividends. Yield is based on the Fund's trailing 12 months' dividends (excluding Specials). Active share is a measure of how the Fund's portfolio differs from the NSCI (XIC). Small companies are represented by the NSCI (XIC). Large companies are represented by the FTAS.

## Risk warnings

COVID-19 virus – in the context of market price risk, please note the exceptional circumstances arising from the COVID-19 pandemic and the responses to it. These have profoundly affected macro-economic activity, the operations of companies around the world and their stockmarket valuations. The universe of UK small quoted companies market invested in by the Fund, has seen a significant fall in its aggregate valuation due to the uncertainties arising from the spread of this virus. Aberforth Partners LLP and the Directors of Aberforth Smaller Companies Trust plc are closely monitoring market developments as the impact of the pandemic progresses.

Capital may be at risk as the value of investments may go down as well as up and is not guaranteed; therefore investors may not get back the amount originally invested. Past performance is not a guide to future performance, nor a reliable indicator of future results or performance.

Investments in shares of smaller companies are generally considered to carry a higher degree of risk as the market for their shares may be less liquid than that for shares of larger companies, making shares of smaller companies more difficult to buy and sell.

The performance of shares of smaller companies may be more volatile than the shares of larger companies over short time periods; therefore investors should regard such investments as long term.

There can be no guarantee that the investment objective of the Fund will be achieved or provide the returns sought by the Fund.

An investment in the Fund is only suitable for investors who are capable of evaluating the merits and risks of such an investment and who have sufficient resources to be able to bear any losses which may arise from such an investment (which may be equal to the whole amount invested). Such an investment should be regarded as long term in nature and complementary to existing investments in a range of other financial assets and should not form a major part of an investment portfolio.

An investment trust is a public limited company, the shares of which are traded on the main market of the London Stock Exchange. Accordingly, the ability of shareholders to sell their shares will be dependent on the market price of the shares. The shares may trade at a discount or premium to their net asset value.

Investment trusts may borrow money in order to make further investments. This is known as gearing. The effect of gearing can enhance returns to shareholders in rising markets but will have the opposite effect on returns in falling markets.

**Aberforth Partners LLP does not provide retail investors with investment advice.**

**This document has been issued for information purposes only. It does not contain any investment recommendations or an invitation to invest in the Fund. Investors should seek advice from an authorised financial adviser prior to making investment decisions.**

FTSE® is a trade mark of the London Stock Exchange Group companies and is used by FTSE International Limited under licence. All rights in the FTSE indices and/or FTSE ratings vest in FTSE and/or its licensors. Neither FTSE nor its licensors accept any liability for any errors or omissions in the FTSE indices and/or FTSE ratings or underlying data and no party may rely on any FTSE indices, ratings and/or underlying data contained in this communication. No further distribution of FTSE data is permitted without FTSE's express written consent. FTSE does not promote, sponsor or endorse the content of this communication.

## Security codes & other information

Ordinary shares of 1p	Other information
SEDOL: 0006655	Launched: 10 Dec 90
ISIN: GB0000066654	Next year-end: 31 Dec 20
TIDM: ASL	LEI: 213800GZ9WC73A92Q326

## Subscribe & contact

If you wish to subscribe to this Factsheet, or have any queries regarding its content, please contact Aberforth's Investor Support team:

(T) 0131 220 0733

(E) [investors@aberforth.co.uk](mailto:investors@aberforth.co.uk)