



Aberforth UK Small Companies Fund

Monthly Factsheet

31 January 2022

Fund structure

The Fund is an authorised unit trust scheme under the Financial Services & Markets Act 2000 and also a UCITS scheme as defined by the Collective Investment Schemes Sourcebook. The Fund is open-ended and issues Accumulation (Acc) and Income (Inc) units.

Manager: Aberforth Partners

The Fund is managed by Aberforth's investment team of six fund managers:

Sam Ford	Jeremy Hall
Sonya Kim	Euan Macdonald
Peter Shaw	Christopher Watt

Further information on the investment team is available at www.aberforth.co.uk.

Benchmark: NSCI (XIC)

The Fund's benchmark and primary investment universe is the Numis Smaller Companies Index (excluding Investment Companies). More information on the use of this benchmark can be found in the Investment Strategy section of the Fund's Prospectus. This index is rebalanced every January and its profile at the date of this Factsheet was:

Number of companies	334
Total market value	£146bn
Largest constituent	£1.7bn
Largest constituent if index rebalanced at Factsheet date	£1.6bn

Key Fund information

Total investments	£189m
Number of investments	78
Active share	75.6%
Total net assets	£200m
Issue price (Acc)	£308.74
Cancellation price (Acc)	£302.78
Issue price (Inc)	£215.64
Cancellation price (Inc)	£211.48
Launch date	20 Mar 91
Next year-end	31 Dec 22

Fees & charges

Ongoing charges (at 31 Dec 21 & includes Management fee)	0.77%
Management fee	0.75%
Performance fee	None
Initial/exit charges	0%
Dealing spread	1.95%

Yield & distributions (Inc units)

Yield	2.1%
Interim distribution (paid 31 Aug 21)	220.9820p
Final distribution (payable 28 Feb 22)	237.1483p

Objective

The Fund's objective is to achieve a total return greater than that of the NSCI (XIC) over the long term by investing in a diversified portfolio of small UK quoted companies.

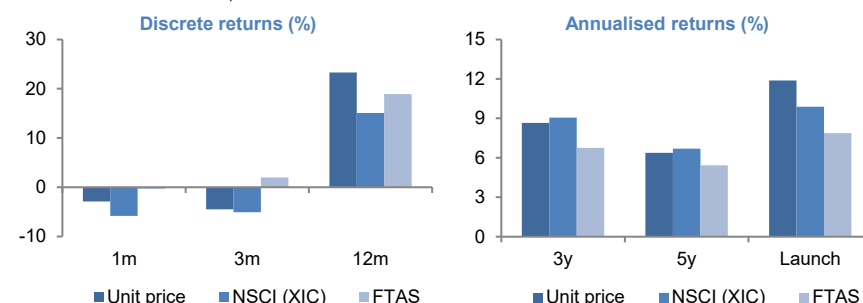
Investment style: Value

Aberforth are value investors who buy shares in companies that they calculate to be selling below their intrinsic value. This is determined through detailed financial and industrial analysis, combined with a valuation approach that focuses on both stockmarket and corporate worth.

Investment performance (annualised total returns)

Growth (%)	1m	3m	12m	3y	5y	Launch
Unit price	-2.9	-4.5	23.3	8.7	6.4	11.9
NSCI (XIC)	-5.8	-5.1	15.1	9.0	6.7	9.9
FTAS	-0.3	2.0	18.9	6.8	5.4	7.9

Notes: 1m & 3m returns not annualised; Launch date = 20 Mar 91; Unit price = Cancellation price of the Fund's Accumulation units; FTAS = FTSE All-Share Index.



Monthly investment commentary: January

Global equities sold off sharply in January as markets grappled with probable interest rate rises signalled by the Fed. Omicron and rising geopolitical tension further added to the uncertainty. Risk-off sentiment was apparent in the significant de-rating of growth stocks. Energy and financial sectors were a rare bright spot in the context of \$90 oil and impending rate rises. The FTSE All-Share returned -0.3%, propped up by its higher energy weight relative to the NSCI (XIC), which fell 5.8%. The Fund (-2.9%) could not escape the down market though its value style offered some protection.

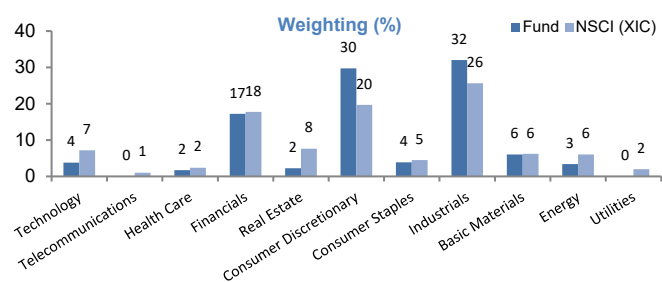
Relative performance was buoyed by **Lookers** (auto retailer) on the news that Constellation Automotive, owner of online car sales platforms, purchased a 20% stake in the company at a considerable premium. Elsewhere, **EnQuest** (oil and gas E&P) benefitted from the favourable oil price environment while **Wilmington** (business publishing & training) rallied on the back of a positive trading update. The weak share prices of growth stocks not held by the Fund, notably Trustpilot and Baltic Classifieds Group, also added to relative performance.

Detractors from relative performance could largely be explained by the Fund's relatively low exposure to the energy and property sectors, which performed well in the month, and by the adverse effects of global supply chain disruptions. **De La Rue** (bank note printer) was notable in this regard. It warned of lower output owing to chip shortages and Covid-related employee absences.

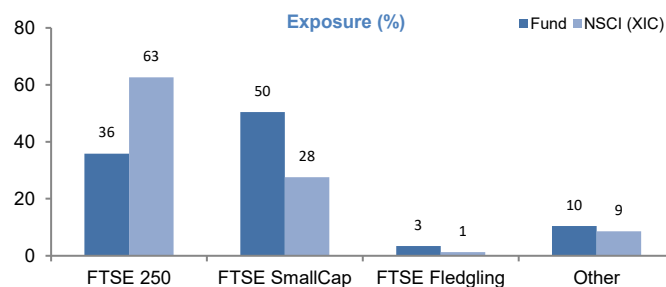
Top 10 equity investments

Name	Activity	%
Reach	UK newspaper publisher	3.2
FirstGroup	Bus & rail operator	2.9
Robert Walters	Recruitment	2.8
Redde Northgate	Van rental	2.5
Morgan Advanced Materials	Manufacture of carbon & ceramic materials	2.4
Rathbones Group	Private client fund manager	2.4
Vitec Group	Photographic & broadcast accessories	2.4
Wincanton	Logistics	2.3
Brewin Dolphin Holdings	Private client fund manager	2.2
Micro Focus	Legacy software assets	2.1

Sector exposure



Size exposure



Dealing & pricing information

Dealings in the Fund normally take place every business day between 9.00am and the Valuation Point that day - usually 4.30pm. Orders may be placed by calling the Fund's Dealing Line on 0345 608 0940 or contacting Aberforth using the details in the Subscribe & contact section.

The dealing spread shown in the Fees & charges section is the difference between the Issue and Cancellation prices and reflects the underlying spread on the Fund's portfolio.

Data sources & calculations

All data supplied by Aberforth, except NSCI (XIC) data (from Numis/Paul Marsh and Elroy Dimson – London Business School) and FTSE data (from FTSE International Limited).

Performance returns are total returns after all expenses and assume reinvestment of dividends. Yield is based on the Fund's trailing 12 months' dividends. Active share is a measure of how the Fund's portfolio differs from the NSCI (XIC). Small companies are represented by the NSCI (XIC). Large companies are represented by the FTAS.

Standardised past performance

Discrete total return performance over 12 month periods to 31 December 2021:

Growth (%)	2021	2020	2019	2018	2017
Unit price	30.0	-15.1	27.0	-15.3	21.6
NSCI (XIC)	21.9	-4.3	25.2	-15.3	19.5

Notes: the table above is updated on a calendar quarter basis in accordance with the Financial Conduct Authority's regulations; Unit price = Cancellation price of the Fund's Accumulation units.

Security codes & other information

Acc units	Inc units	Other information
SEDOL: 0007272	SEDOL: B2N9GS7	Launched: 20 Mar 91
ISIN: GB0000072727	ISIN: GB00B2N9GS70	Next year-end: 31 Dec 22
MEXID: HIUKSC	MEXID: HIUKSI	LEI: 213800NHC5DGL7RPF30

Subscribe & contact

If you wish to subscribe to this Factsheet, or have any queries regarding its content, please contact Aberforth's Investor Support team:

(T) 0131 220 0733

(E) investors@aberforth.co.uk

Risk warnings

Capital may be at risk as the value of investments may go down as well as up and is not guaranteed; therefore investors may not get back the amount originally invested. Past performance is not a guide to future performance, nor a reliable indicator of future results or performance.

Investments in shares of smaller companies are generally considered to carry a higher degree of risk as the market for their shares may be less liquid than that for shares of larger companies, making shares of smaller companies more difficult to buy and sell.

The performance of shares of smaller companies may be more volatile than the shares of larger companies over short time periods; therefore investors should regard such investments as long term.

There can be no guarantee that the investment objective of the Fund will be achieved or provide the returns sought by the Fund.

An investment in the Fund is only suitable for investors who are capable of evaluating the merits and risks of such an investment and who have sufficient resources to be able to bear any losses which may arise from such an investment (which may be equal to the whole amount invested). Such an investment should be regarded as long term in nature and complementary to existing investments in a range of other financial assets and should not form a major part of an investment portfolio.

The dealing spread of the Fund, which represents the difference between the buying and selling prices, will have an impact on the realisable value of any investment made in the Fund, particularly in the short term. To mitigate the impact of capital erosion, investors should regard investments in the Fund as long term.

Neither Aberforth Partners LLP or Aberforth Unit Trust Managers Limited provide retail investors with investment advice.

This document has been issued for information purposes only. It does not contain any investment recommendations or an invitation to invest in the Fund. Investors should seek advice from an authorised financial adviser prior to making investment decisions.

Aberforth Partners LLP and Aberforth Unit Trust Managers Limited are authorised & regulated by the Financial Conduct Authority in the UK.

FTSE® is a trade mark of the London Stock Exchange Group companies and is used by FTSE International Limited under licence. All rights in the FTSE indices and/or FTSE ratings vest in FTSE and/or its licensors. Neither FTSE nor its licensors accept any liability for any errors or omissions in the FTSE indices and/or FTSE ratings or underlying data and no party may rely on any FTSE indices, ratings and/or underlying data contained in this communication. No further distribution of FTSE data is permitted without FTSE's express written consent. FTSE does not promote, sponsor or endorse the content of this communication.