



Aberforth UK Small Companies Fund

Monthly Factsheet

31 December 2021

Fund structure

The Fund is an authorised unit trust scheme under the Financial Services & Markets Act 2000 and also a UCITS scheme as defined by the Collective Investment Schemes Sourcebook. The Fund is open-ended and issues Accumulation (Acc) and Income (Inc) units.

Manager: Aberforth Partners

The Fund is managed by Aberforth's investment team of six fund managers:

Sam Ford	Jeremy Hall
Sonya Kim	Euan Macdonald
Peter Shaw	Christopher Watt

Further information on the investment team is available at www.aberforth.co.uk.

Benchmark: NSCI (XIC)

The Fund's benchmark and primary investment universe is the Numis Smaller Companies Index (excluding Investment Companies). More information on the use of this benchmark can be found in the Investment Strategy section of the

Fund's Prospectus. This index is rebalanced every January and its profile at the date of this Factsheet was:

Number of companies	337
Total market value	£156bn
Largest constituent	£1.6bn
Largest constituent if index rebalanced at Factsheet date	£1.6bn

Key Fund information

Total investments	£217m
Number of investments	77
Active share	76.1%
Total net assets	£217m
Issue price (Acc)	£319.05
Cancellation price (Acc)	£311.79
Issue price (Inc)	£225.21
Cancellation price (Inc)	£220.09
Launch date	20 Mar 91
Next year-end	31 Dec 22

Fees & charges

Ongoing charges (at 30 Jun 21 & includes Management fee)	0.77%
Management fee	0.75%
Performance fee	None
Initial/exit charges	0%
Dealing spread	2.30%

Yield & distributions (Inc units)

Yield	2.1%
Interim distribution (paid 31 Aug 21)	220.9820p
Final distribution (payable 28 Feb 22)	237.1483p

Objective

The Fund's objective is to achieve a total return greater than that of the NSCI (XIC) over the long term by investing in a diversified portfolio of small UK quoted companies.

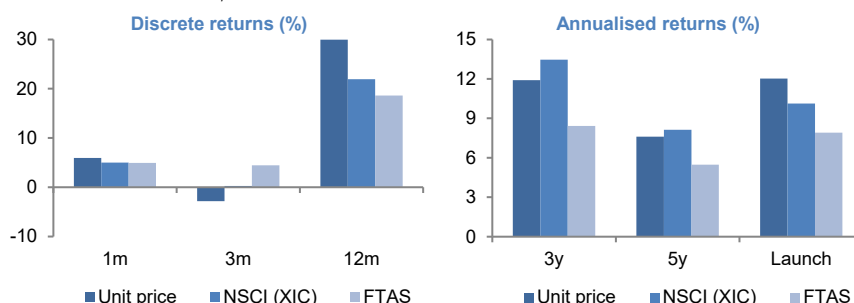
Investment style: Value

Aberforth are value investors who buy shares in companies that they calculate to be selling below their intrinsic value. This is determined through detailed financial and industrial analysis, combined with a valuation approach that focuses on both stockmarket and corporate worth.

Investment performance (annualised total returns)

Growth (%)	1m	3m	12m	3y	5y	Launch
Unit price	6.0	-2.8	30.0	11.9	7.6	12.0
NSCI (XIC)	5.0	0.3	21.9	13.5	8.1	10.1
FTAS	4.9	4.4	18.6	8.4	5.5	7.9

Notes: 1m & 3m returns not annualised; Launch date = 20 Mar 91; Unit price = Cancellation price of the Fund's Accumulation units; FTAS = FTSE All-Share Index.



Monthly investment commentary: December

Through December equity markets were focused on the Omicron variant and on monetary policy. Reflecting rising doubts in the US about how quickly inflation can be expected to subside, the Fed indicated that interest rates may need to rise. At home, the Bank of England raised rates to 0.25%, though monetary policy remains remarkably loose. Meanwhile, equity markets were encouraged by indications that the Omicron variant might not be as dangerous as its predecessors. Against this backdrop, the FTSE All-Share returned 4.9% and the NSCI (XIC) rose by 5.0%. The Fund produced a return of 6.0%, aided by a better month for the value investment style.

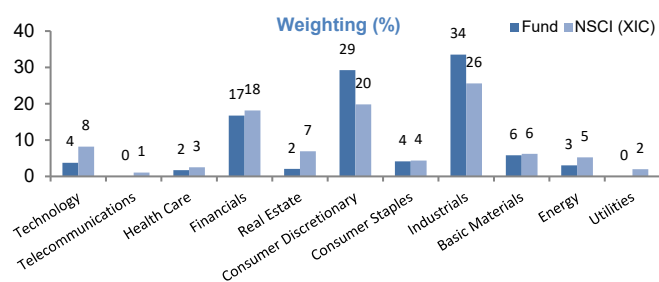
Turning to stocks, notable among the winners was **Stagecoach**, which responded positively to the terms of an all-share combination with National Express and continued the theme of resurgent M&A activity among small UK quoted companies. Elsewhere, vehicle renter **Redde Northgate** was buoyed by strong demand and a significantly increased dividend. Media company **National World** also reported strong trading and rallied in response to its update. Relative performance was also boosted by the struggles of stocks not held by the fund, with Currys and Cineworld notable.

Stocks that hurt relative performance included photographic and broadcast accessories group **Vitec**, windows and doors manufacturer **Eurocell** and building products distributor **SIG**. Each issued a trading update over the fourth quarter, which suggested better than expected progress. However, with the market focusing on comments about supply chain bottlenecks and rising prices, all three gave back some of their share price gains over previous months.

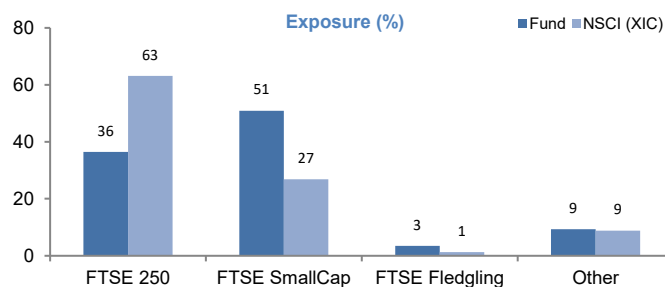
Top 10 equity investments

Name	Activity	%
Reach	UK newspaper publisher	3.5
FirstGroup	Bus & rail operator	2.9
Redde Northgate	Van rental	2.7
Morgan Advanced Materials	Manufacture of carbon & ceramic materials	2.7
Robert Walters	Recruitment	2.7
Brewin Dolphin Holdings	Private client fund manager	2.5
Rathbones Group	Private client fund manager	2.5
Vitec Group	Photographic & broadcast accessories	2.4
Wincanton	Logistics	2.3
SIG	Specialist building products distributor	2.2

Sector exposure



Size exposure



Dealing & pricing information

Dealings in the Fund normally take place every business day between 9.00am and the Valuation Point that day - usually 4.30pm. Orders may be placed by calling the Fund's Dealing Line on 0345 608 0940 or contacting Aberforth using the details in the Subscribe & contact section.

The dealing spread shown in the Fees & charges section is the difference between the Issue and Cancellation prices and reflects the underlying spread on the Fund's portfolio.

Data sources & calculations

All data supplied by Aberforth, except NSCI (XIC) data (from Numis/Paul Marsh and Elroy Dimson – London Business School) and FTSE data (from FTSE International Limited).

Performance returns are total returns after all expenses and assume reinvestment of dividends. Yield is based on the Fund's trailing 12 months' dividends. Active share is a measure of how the Fund's portfolio differs from the NSCI (XIC). Small companies are represented by the NSCI (XIC). Large companies are represented by the FTAS.

Standardised past performance

Discrete total return performance over 12 month periods to 31 December 2021:

Growth (%)	2021	2020	2019	2018	2017
Unit price	30.0	-15.1	27.0	-15.3	21.6
NSCI (XIC)	21.9	-4.3	25.2	-15.3	19.5

Notes: the table above is updated on a calendar quarter basis in accordance with the Financial Conduct Authority's regulations; Unit price = Cancellation price of the Fund's Accumulation units.

Security codes & other information

Acc units	Inc units	Other information
SEDOL: 0007272	SEDOL: B2N9GS7	Launched: 20 Mar 91
ISIN: GB0000072727	ISIN: GB00B2N9GS70	Next year-end: 31 Dec 22
MEXID: HIUKSC	MEXID: HIUKSI	LEI: 213800NHC5DGL7RPF30

Subscribe & contact

If you wish to subscribe to this Factsheet, or have any queries regarding its content, please contact Aberforth's Investor Support team:

(T) 0131 220 0733

(E) investors@aberforth.co.uk

Risk warnings

Capital may be at risk as the value of investments may go down as well as up and is not guaranteed; therefore investors may not get back the amount originally invested. Past performance is not a guide to future performance, nor a reliable indicator of future results or performance.

Investments in shares of smaller companies are generally considered to carry a higher degree of risk as the market for their shares may be less liquid than that for shares of larger companies, making shares of smaller companies more difficult to buy and sell.

The performance of shares of smaller companies may be more volatile than the shares of larger companies over short time periods; therefore investors should regard such investments as long term.

There can be no guarantee that the investment objective of the Fund will be achieved or provide the returns sought by the Fund.

An investment in the Fund is only suitable for investors who are capable of evaluating the merits and risks of such an investment and who have sufficient resources to be able to bear any losses which may arise from such an investment (which may be equal to the whole amount invested). Such an investment should be regarded as long term in nature and complementary to existing investments in a range of other financial assets and should not form a major part of an investment portfolio.

The dealing spread of the Fund, which represents the difference between the buying and selling prices, will have an impact on the realisable value of any investment made in the Fund, particularly in the short term. To mitigate the impact of capital erosion, investors should regard investments in the Fund as long term.

Neither Aberforth Partners LLP or Aberforth Unit Trust Managers Limited provide retail investors with investment advice.

This document has been issued for information purposes only. It does not contain any investment recommendations or an invitation to invest in the Fund. Investors should seek advice from an authorised financial adviser prior to making investment decisions.

Aberforth Partners LLP and Aberforth Unit Trust Managers Limited are authorised & regulated by the Financial Conduct Authority in the UK.

FTSE® is a trade mark of the London Stock Exchange Group companies and is used by FTSE International Limited under licence. All rights in the FTSE indices and/or FTSE ratings vest in FTSE and/or its licensors. Neither FTSE nor its licensors accept any liability for any errors or omissions in the FTSE indices and/or FTSE ratings or underlying data and no party may rely on any FTSE indices, ratings and/or underlying data contained in this communication. No further distribution of FTSE data is permitted without FTSE's express written consent. FTSE does not promote, sponsor or endorse the content of this communication.