



Aberforth UK Small Companies Fund

Monthly Factsheet

30 April 2017

Fund structure

The Fund is an authorised unit trust scheme under the Financial Services & Markets Act 2000 and also a UCITS scheme as defined by the Collective Investment Schemes Sourcebook. The Fund is open-ended and issues Accumulation (Acc) and Income (Inc) units.

Manager: Aberforth Partners

The Fund is managed by Aberforth's investment team of six fund managers:

Euan Macdonald	Keith Muir
Richard Newbery	Peter Shaw
Christopher Watt	Alistair Whyte

Further information on the investment team is available at www.aberforth.co.uk.

Benchmark: NSCI (XIC)

The Fund's benchmark and investment universe is the Numis Smaller Companies Index (excluding Investment Companies). This is rebalanced every January and the current profile is:

Number of companies	344
Total market value	£171bn
Largest constituent	£1.8bn
Largest constituent (if rebalanced at Factsheet date)	£1.4bn

Key Fund information

Total investments	£246m
Number of investments	84
Active share	76.0%
Total net assets	£262m
Issue price (Acc)	£250.28
Cancellation price (Acc)	£246.14
Issue price (Inc)	£196.49
Cancellation price (Inc)	£193.24
Launch date	20 Mar 91
Next year-end	31 Dec 17

Fees & charges

Ongoing charges (at 31 Dec 16 & includes Management fee)	0.80%
Management fee	0.75%
Performance fee	None
Initial/exit charges	0%
Dealing spread	1.67%

Yield & distributions (Inc units)

Yield	2.5%
Interim distribution (paid 31 Aug 16)	296.6426p
Final distribution (paid 28 Feb 17)	184.6361p

Objective

The Fund's objective is to achieve a total return greater than that of the NSCI (XIC) over the long term by investing in a diversified portfolio of small UK quoted companies.

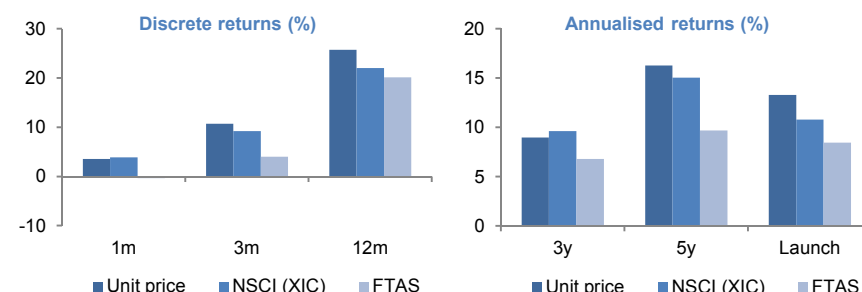
Investment style: Value

Aberforth are value investors who buy shares in companies that they calculate to be selling below their intrinsic value. This is determined through detailed financial and industrial analysis, combined with a valuation approach that focuses on both stockmarket and corporate worth.

Investment performance (annualised total returns)

Growth (%)	1m	3m	12m	3y	5y	Launch
Unit price	3.6	10.7	25.7	9.0	16.3	13.3
NSCI (XIC)	3.9	9.2	22.0	9.6	15.0	10.8
FTAS	-0.4	4.0	20.1	6.8	9.7	8.4

Notes: 1m & 3m returns not annualised; Launch date = 20 Mar 91; Unit price = Cancellation price of the Fund's Accumulation units; FTAS = FTSE All-Share Index.



Investment commentary

Equity markets remain supported by evidence of global economic recovery and the belief that the eventual normalisation of monetary policy will not prove overly restrictive. The decision by Prime Minister May to call a general election has brought Brexit back into focus and was followed by a significant upward movement in sterling. This strengthening has, in turn, affected market performance, with the more internationally exposed FTSE All-Share Index generating a total return of -0.4% compared with 3.9% from the more domestically focussed NSCI (XIC). The Fund trailed the benchmark marginally in producing a return of 3.6%. Size and Style factors mattered little over the month.

At the stock level, the two most influential drivers to relative return came from not owning two hitherto popular growth stocks whose prices fell sharply. Imagination Technologies suffered heavily as Apple, its largest customer, informed the company that it would not be using Imagination's graphic processing IP on future products and therefore royalties would no longer be payable. Allied Minds seeks to commercialise life science research originating in academia. The decision by the company to discontinue funding a number of projects led to a write off which unsettled investors.

The two most significant detractors from returns were the holdings in EnQuest and Nostrum Oil & Gas. Here price weakness reflected a broader pull-back in interest in commodity sectors, which have been the centre of the so-called reflation trade.

The travails of Imagination and Allied reflect company specific issues. More generally, this year has so far been notable for the absence of profit warnings caused by demand weakness or cost pressures. The environment will not always be so benign.

Top 10 investments

Name	Activity	%
Vesuvius	Metal flow engineering	3.6
FirstGroup	Bus & rail operator	3.3
Paragon Group	Specialist lender	2.6
Brewin Dolphin Holdings	Private client fund manager	2.5
Bovis Homes Group	Housebuilding	2.5
Nostrum Oil & Gas	Oil & gas exploration and production	2.4
Northgate	Van rental	2.4
Urban&Civic	Property - investment & development	2.2
EnQuest	Oil & gas exploration and production	2.2
Coats Group	Manufacture of threads	2.2

Risk warnings

- Capital may be at risk as the value of investments may go down as well as up and is not guaranteed; therefore investors may not get back the amount originally invested. Past performance is not a guide to future performance, or a reliable indicator of future results or performance.
- Investments in shares of smaller companies are generally considered to carry a higher degree of risk as the market for their shares may be less liquid than that for shares of larger companies, making shares of smaller companies more difficult to buy and sell.
- The performance of shares of smaller companies may be more volatile than the shares of larger companies over short time periods; therefore investors should regard such investments as long term.
- There can be no guarantee that the investment objective of a Fund will be achieved or provide the returns sought by the Fund.
- The dealing spread of the Fund, which represents the difference between the buying and selling prices, will have an impact on the realisable value of any investment made in the Fund, particularly in the short term. To mitigate the impact of capital erosion, investors should regard investments in the Fund as long term.

Neither Aberforth Partners LLP or Aberforth Unit Trust Managers Limited provide retail investors with investment advice.

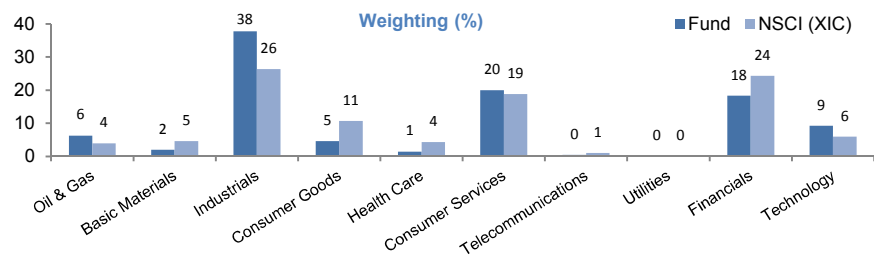
This document has been issued for information purposes only. It does not contain any investment recommendations or an invitation to invest in the Fund. Investors should seek advice from an authorised financial adviser prior to making investment decisions.

Aberforth Partners LLP and Aberforth Unit Trust Managers Limited are authorised & regulated by the Financial Conduct Authority in the UK.

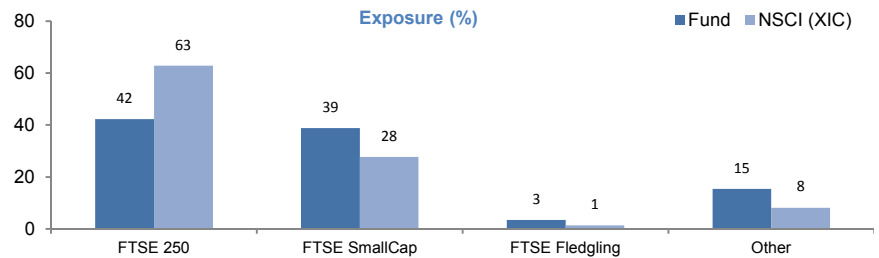
FTSE disclosure

FTSE® is a trade mark of the London Stock Exchange Group companies and is used by FTSE International Limited under licence. All rights in the FTSE indices and/or FTSE ratings vest in FTSE and/or its licensors. Neither FTSE nor its licensors accept any liability for any errors or omissions in the FTSE indices and/or FTSE ratings or underlying data and no party may rely on any FTSE indices, ratings and/or underlying data contained in this communication. No further distribution of FTSE data is permitted without FTSE's express written consent. FTSE does not promote, sponsor or endorse the content of this communication.

Sector exposure



Size exposure



Standardised past performance

Discrete total return performance over 12 month periods to 31 March:

Growth (%)	2017	2016	2015	2014	2013
Unit price	22.4	-0.4	1.1	35.8	21.2
NSCI (XIC)	18.8	4.2	-0.3	26.1	23.5

Notes: the table above is updated on a calendar quarter basis in accordance with the Financial Conduct Authority's regulations; Unit price = Cancellation price of the Fund's Accumulation units.

Dealing & pricing information

Dealings in the Fund normally take place every business day between 9.00am and the Valuation Point that day - normally 4.30pm. Orders may be placed by calling the Fund's Dealing Line on 0345 608 0940 or contacting Aberforth using the details in the Subscribe & contact section.

The dealing spread shown in the Fees & charges section is the difference between the Issue and Cancellation prices and reflects the underlying spread on the Fund's portfolio.

Data sources & calculations

All data supplied by Aberforth, except NSCI (XIC) data (from Numis/Paul Marsh and Elroy Dimson – London Business School) and FTSE data (from FTSE International Limited).

Performance returns are total returns after all expenses and assume reinvestment of dividends. Yield is based on the Fund's trailing 12 months dividends. Active Share is a measure of how the Fund's portfolio differs from the NSCI (XIC). Small companies are represented by NSCI (XIC). Large companies are represented by FTAS.

Security codes

Acc units	SEDOL: 0007272	ISIN: GB0000072727	MEXID: HIUKSC
Inc units	SEDOL: B2N9GS7	ISIN: GB00B2N9GS70	MEXID: HIUKSI

Subscribe & contact

If you wish to subscribe to this Factsheet, or have any queries regarding its content, please contact Aberforth's Investor Support team:

(T) 0131 220 0733 (F) 0131 220 0735 (E) investors@aberforth.co.uk